




PD60 Power dish With protective dome




Designed for long distance WiFi applications
 DC grounded for lightning protection
 Applicable in heavy duty situations
 Type N Female connector
 28 dBi antenna gain
 Fully adjustable tilt pole mount
 Dome protects antenna optimally
 Vertical or horizontal polarization
 Rugged, light weight and waterproof
 Perfect for building to building high speed links

Specifications

Type	Dome protected dish antenna
Polarization	Vertical or horizontal
Frequency	5470-5725 MHz
Impedance	50 OHM
VSWR	1.5:1
Gain	28 dBi
Connector	N-female
Power handling	100 Watt
Dimensions (diameter)	64,8 cm
Weight	5 Kg
Rated wind velocity	55 m/s
Operating temperature	-40 to +70 deg C
Mounts	Mounting hardware fits 38-76 mm mast tubes



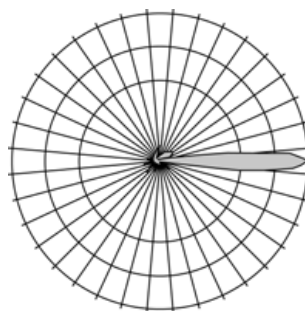
The beam angle is easy to tune with the adjustable antenna mount.



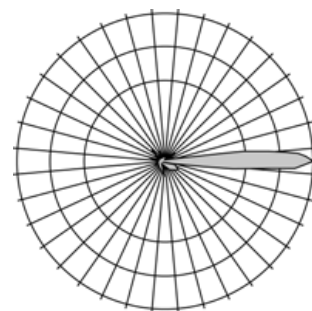
Fast and easy adjustable polarization



Strong dome attachment to dish antenna by using M8 bolts.



Azimuth radiation pattern



Elevation radiation pattern

