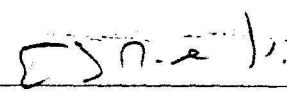


Page 1 of 16

USERS' PROGRAM LIBRARY EUROPE
EUROPÄISCHE BENÜTZER-PROGRAMMBIBLIOTHEK
BIBLIOTHÈQUE EUROPÉENNE DE PROGRAMMES UTILISATEURS
LIBRERIA EUROPEA DEGLI UTILIZZATORI

HP 41 PROGRAM SUBMITTAL FORM
PROGRAMMFORMBLATT/DOCUMENTATION DU PROGRAMME/GENERALITÀ SUL PROGRAMMA

Program Title Programmtitel Titre du programme Titolo del programma		<u>WEIGHED LINEAR REGRESSION</u>	
Category No. Kategorie Nr. Catégorie N° Categoria N°	<u>304</u>	Name Rubrik Rubrique Nome della categoria	<u>Curvefitting/correlation/regression</u>
No. of program lines Anzahl Programmzeilen Nombre de lignes de programme N° di linee di programma	<u>413</u>	No. of data registers Anzahl des benötigten Datenspeicher Nombre de registres de données N° di registri utilizzati	<u>028</u>
Recommended HP 41 System configuration Empfohlene System-Konfiguration Configuration recommandée Configurazione raccomandata			
Port # 1	<u>RAM</u>	Port # 2	<u>RAM</u>
Port # 3		Port # 4	
This program requires the following programs as subroutines: Dieses Programm benutzt folgende Programme als Unterprogramme: Ce programme utilise les programmes suivants comme sous-programmes: Questo programma usa i seguenti programmi come subroutines:		Program Name: Programm: Nom du programme: Programma:	
HP Applications ROM HP Applikations ROM ROM d'application HP ROM di applicazione HP			
Program Abstract Kurzbeschreibung Résumé Breve descrizione del programma	<p><u>This program takes in account that both x and y are not errorfree. In standard linear regression x is assumed to be errorfree, which is normally not true and thus gives false results.</u></p> <p><u>The next quantities are calculated: covariances $S_{x,x}$, $S_{y,y}$ and $S_{x,y}$, standarddeviation of x and y, weighfactor λ, correlation, slope and intercept weighed and unweighed with their standarddeviations, S_{y^2}, S_{yx}, standarddeviation of x and y around the line, t-test, F-test.</u></p> <p><u>Datacorrection is possible.</u></p>		
			Program Size <u>111</u>
Name Name; Nom; Nome		<u>Ed Nieuwenhuys</u>	
Address Strasse; Adresse; Indirizzo		<u>Langsom 39</u>	
Country Land Pays Paese	<u>Netherlands</u>	Postal Code Postleitzahl Code postal C.A.P.	<u>1066 GC</u>
		City Ort Localité Città	<u>Amsterdam</u>
ACKNOWLEDGMENT AND AGREEMENT Erklärung und Ermächtigung / Déclaration et Autorisation / Dichiarazione e Autorizzazione			
<p>To the best of my knowledge, I have the right to contribute this program material without breaching any obligation concerning nondisclosure or confidential information of other persons or organizations. I am contributing this program material on a nonconfidential nonobligatory basis to Hewlett-Packard S.A. ("HP") for inclusion in its program library, and I agree that HP may use, duplicate, modify publish, and sell the program material, and authorize others to do so without obligation or liability of any kind. HP may publish my name and address, as the contributor, to facilitate user inquiries pertaining to this program material.</p> <p>Ich versichere nach bestem Wissen, dass ich über meinen Programmbeitrag frei verfügen kann, ohne dass sich dadurch für HP, andere Programmbenutzer oder mich irgendwelche Verpflichtungen gegenüber Dritten oder sonstige rechtliche Nachteile ergeben. HP kann meinen Programmbeitrag ohne Geheimhaltungs- und sonstige Verpflichtungen in beliebiger Weise benutzen oder verwerten. Gegen eine Veröffentlichung meines Namens im Zusammenhang mit meinem Programmbeitrag habe ich nichts einzuwenden.</p> <p>Au mieux de ma connaissance, je déclare avoir le droit de fournir le présent programme sans enfreindre des obligations de secret à l'égard d'autres personnes ou organismes. Je fournis le présent programme à la Société Hewlett-Packard S.A. («HP») sur une base non confidentielle, pour incorporation dans sa bibliothèque de programmes et j'autorise HP, qui pourra à son tour autoriser d'autres personnes, à l'utiliser, le reproduire, le modifier, le publier et le distribuer, sans obligations ni responsabilités d'aucune sorte. HP est autorisée à publier mes nom et adresse en tant qu'auteur du présent programme, en vue de faciliter les échanges d'informations avec les utilisateurs de ce programme.</p> <p>Per quanto ne sia a conoscenza, ho il diritto di fornire questo programma senza violare alcun obbligo di segreto o confidenzialità verso altre persone o organismi. Fornisco questo programma alla Hewlett-Packard S.A. («HP») su una base non confidenziale per includerlo nella sua biblioteca di programmi e autorizzo la società HP, la quale a sua volta potrà autorizzare in questo senso altre persone, a utilizzarlo, riprodurlo, modificarlo, pubblicarlo e distribuirlo senza obbligo né responsabilità di alcuna specie. La società HP potrà, a sua discrezione, pubblicare il mio nome e indirizzo quale autore del presente programma onde facilitare lo scambio d'informazioni con gli utilizzatori dello stesso.</p>			
Date Datum Date Data	<u>30-10-82</u>	Signature Unterschrift Signature Firma	

PROGRAM DESCRIPTION I

PROGRAMMBESCHREIBUNG I DESCRIPTION DU PROGRAMME I DESCRIZIONE DEL PROGRAMMA I

Application, Equations, Variables $S_{y \cdot y} = \sum (y_i - \bar{y})^2 = \sum y_i^2 - \frac{(\sum y_i)^2}{n}$ (1)

Anwendung, Gleichungen, Veränderliche $S_{x \cdot x} = \sum (x_i - \bar{x})^2$ (2)

Application, Equations, Variables covariance $S_{x \cdot y} = \sum (x_i - \bar{x})(y_i - \bar{y}) = \sum x_i y_i - \frac{\sum x_i \sum y_i}{n}$ (3)

Applicazione, Equazioni, Variabili correlation $R = \frac{S_{x \cdot y}}{\sqrt{S_{x \cdot x} S_{y \cdot y}}}$ (4)

t-test $T = \left| \frac{R \sqrt{n-2}}{\sqrt{1-R^2}} \right|$ DF = n-2 (5)

weighed slope $aG = \frac{\lambda S_{y \cdot y} - S_{x \cdot x} + \sqrt{(S_{x \cdot x} - \lambda S_{y \cdot y})^2 + 4 \lambda S_{x \cdot y}^2}}{2 \lambda S_{x \cdot y}}$ (6)

weighed intercept $bG = \bar{y} - aG \bar{x}$ (7)

weigh factor $\lambda = \frac{\sigma_x^2}{\sigma_y^2}$, $\sigma_x^2 = \frac{\sum s_x^2}{n}$; $\sigma_y^2 = \frac{\sum s_y^2}{n}$ (8)

slope $a = \frac{\sum (x_i - \bar{x})(y_i - \bar{y})}{\sum (x_i - \bar{x})^2} = \frac{n \sum x_i y_i - \sum y_i \sum x_i}{S_{x \cdot x} \cdot n}$ (9)

intercept $b = \bar{y} - a \bar{x}$ (10)

residual variance $S_{yx}^2 = S_{y \cdot y} - \frac{2a S_{x \cdot y} + a^2 S_{x \cdot x}}{n-2}$ (11)

a = slope $S_{yx}^2 = \frac{\sum y_i^2 - b \sum y_i - a \sum x_i y_i}{n-2}$

b = intercept $SDEV a = \sqrt{\frac{S_{yx}^2}{\sum (x_i - \bar{x})^2}}$; $SDEV b = \sqrt{\frac{S_{yx}^2}{n} \left[\frac{1 + n \bar{x}^2}{\sum (x_i - \bar{x})^2} \right]}$ (12)

$S_{x \cdot EXP} = \hat{S}_x = \sqrt{\frac{\lambda}{1+a^2} S_{yx}^2}$; $S_{y \cdot EXP} = \hat{S}_y = \sqrt{\frac{1}{1+a^2} S_{yx}^2}$ (13)

$F_x (n-2, k-1) = \frac{\hat{S}_x^2}{S_x^2}$; $F_y (n-2, k-1) = \frac{\hat{S}_y^2}{S_y^2}$ (14)

This program has been verified only with respect to the numerical example given in Program Description II. User accepts and uses this program material AT HIS OWN RISK, in reliance solely upon his own inspection of the program material and without reliance upon any representation or description concerning the program material.

NEITHER HP NOR THE CONTRIBUTOR MAKES ANY EXPRESS OR IMPLIED WARRANTY OF ANY KIND WITH REGARD TO THIS PROGRAM MATERIAL, INCLUDING, BUT NOT LIMITED TO, THE IMPLIED WARRANTIES OF MERCHANTABILITY AND FITNESS FOR A PARTICULAR PURPOSE. NEITHER HP NOR THE CONTRIBUTOR SHALL BE LIABLE FOR INCIDENTAL OR CONSEQUENTIAL DAMAGES IN CONNECTION WITH OR ARISING OUT OF THE FURNISHING, USE OR PERFORMANCE OF THIS PROGRAM MATERIAL.

Dieses Programm wurde lediglich anhand des in der Programmbeschreibung II enthaltenen Zahlenbeispiels überprüft. Der Benutzer erhält und benutzt das Programmmaterial auf eigenes Risiko hin; er hat es deshalb - gleichgültig, ob es bereits anderweitig präsentiert oder beschrieben wurde - selbst zu untersuchen.

WEDER HP NOCH DER EINSENDER DES PROGRAMMS ÜBERNEHMEN FÜR DAS PROGRAMMATERIAL EINE IRGENDWIE GEARTETE GEWÄHRLEISTUNG ODER HAFTUNG, INBESONDERE NICHT FÜR SEINE VERKÄUFLICHKEIT ODER SEINE VERWENDBARKEIT FÜR EINEN BESTIMMTEN ZWECK. HP UND DER EINSENDER HAFTEN AUCH NICHT FÜR INDIREKTE ODER FOLGESCHÄDEN.

Le présent programme n'a été vérifié qu'en ce qui concerne l'exemple numérique indiqué dans la description du programme II. L'utilisateur accepte et utilise le présent programme à SES PROPRES RISQUES et doit se fier uniquement à sa propre inspection dudit programme sans se référer à toute autre déclaration et description.

HP ET LE FOURNISSEUR NE DONNENT AUCUNE GARANTIE, EXPRESSE OU IMPLICITE CONCERNANT LE PRÉSENT PROGRAMME, NOTAMMENT DE COMMERCIALISATION ET D'ADAPTATION À UN USAGE PARTICULIER. HP ET LE FOURNISSEUR N'ASSUMENT AUCUNE RESPONSABILITÉ EN CE QUI CONCERNE LES DOMMAGES INDIRECTS NÉS DE LA FOURNITURE, DE L'UTILISATION OU DU FONCTIONNEMENT DU PRÉSENT PROGRAMME.

Questo programma è stato verificato soltanto per quanto concerne l'esempio numerico indicato nella Descrizione del Programma II. L'utilizzatore accetta e utilizzerà il presente programma A SUO INTERO RISCHIO, fidandosi unicamente della propria verifica del programma e non basandosi su altre dichiarazioni o descrizioni.

NÉ LA SOCIETÀ NÉ L'AUTORE DANNO ALCUNA GARANZIA IMPLICITA O ESPlicitA CONCERNENTE IL PRESENTE PROGRAMMA, IN SPECIAL MODO RIGUARDO ALLA SUA COMMERCIALIZZAZIONE O ADATTABILITÀ AD UN USO PARTICOLARE. NÉ LA SOCIETÀ HP NÉ L'AUTORE ASSUMONO ALCUNA RESPONSABILITÀ PER DANNI IMMEDIATI O MEDIATI CAUSATI DALLA FORNITURA, UTILIZZAZIONE O FUNZIONAMENTO DEL PRESENTE PROGRAMMA.

Linear regression is often used to compare two methods which each other. The slope, the intercept and the correlation are then the parameters for the goodness of fit.

By using unweighed linear regression it is often forgotten that it is assumed that the x-value is errorfree, which is often not true. This program takes the error in both observation in account.

The correlation coefficient has the disadvantage that it is dependent of the range and the quantity of observations.

There are three possibilities to start the program:

- 1) Using it unweighed by entering SDEV x= SDEV y when asked.
- 2) By doing the test multiphorous. The program DUPLO, TRIPLO or higher should be used then. The choice of the program depends on how many times one sample is tested in one method. The standarddeviation is calculated from these data and the mean standarddeviation is used to determine the weigh-factor λ . It is also possible to enter the standarddeviation calculated for 3) by pressing "B".
- 3) By testing samples independently and deterring the intraassay standarddeviation. The program MEAN should be used then, which gives the possibility to enter the standarddeviation of x and y.

This last method is the most recommended one.

The meaning of the results.

- 1) SDEV X and SDEV Y are the calculated standarddeviations from the multiphorous data.
 - 2) Lambda (λ) is the weighing factor which is determined by the variances of method x and y, who are calculated at 1). (8)
 - 3) $S_{y.y}$, $S_{x.x}$, $S_{x.y}$ are the covariances (1)(2)(3)
 - 4) Correlationcoefficient R. (4)
 - 5) Student's t-distribution is used to test if the observed correlation is significantly different from zero.
- DF is degrees of freedom. (5)

- 6) MEAN X and MEAN Y are the mean of all entered x and y data.
- 7) N is the number of groups of samples
- 8) Y/X is the forced slope of the line through the origin.
- 9) S_{yx}^2 is the residual variance, which is a quantity to see how good the pairs of observations are fitted to the regressionline. This quantity is used to calculate the standarddeviation of the slope and the intercept and the experimental deviations. (11)
- 10) aG and Bg are the weighed slope and intercept (6)(7)
- 11) a and b are the unweighed slope and intercept, which are derived from the assumption that x is without error.(9)(10)
- 12) $\pm..$ is the standarddeviation of the slope and intercept.(12)
- 13) S_x EXP, S_y EXP are the experimental standarddeviations around the regressionline. These quantities are also estimated in the multiphorous data entered.(13)
- 14) With aid of the F-test of Fisher we can test whether the standarddeviation derived experimentally and from the data are significantly different from eachother or not. If so then there is a systematic error between the x and y method.(14)
- If $F < 1.0$ you have to perform $1/X$ and to change the degrees of freedom $n-2$ and $k-1$, to read an upper percentage point table.
- n = number of samples used for S_x^2 , S_y^2 . (Df given at t-test is already $n-2$)
- k = number of samples used for S_x^2 , S_y^2 . (When program TRIPLO is used $k=3$, when program sixfold $k=6$)

(..) refers to the formulas at page 2.

PROGRAM DESCRIPTION II

PROGRAMMBESCHREIBUNG II
DESCRIPTION DU PROGRAMME II
DESCRIZIONE DEL PROGRAMMA II

Example
Beispiel
Exemple
Esempio

Ten samples are tested in duplo in test x and y.

		Method Y	Method X
Sample	1	25 28	30 35
	2	100 107	120 145
	3	125 118	125 144
	4	27 30	18 25
	5	250 265	265 278
	6	77 80	85 98
	7	110 108	125 128
	8	380 400	435 407
	9	425 424	470 478
	10	184 186	185 198

ketch
kizze
Croquis
Schizzo

PROGRAM DESCRIPTION III

(Example continued)
 (Beispiel Fortsetzung)
 (Exemple, suite)
 (Esempio)

PROGRAMMBESCHREIBUNG III DESCRIPTION DU PROGRAMME III DESCRIZIONE DEL PROGRAMMA III

Data Input Dateneingabe Données Dati	Keystrokes Tasten Touches Tasti	Result Résultat Résultat Risultato	Comments Kommentare Commentaires Commenti
	XEQ "GRGR"	INPUT?	If you know the standard deviation of x and y, enter 1 If the test is done in duplo enter 2, if in fivefold, 5
		MEAN=1	
		DUPL0=2	
		TRIPLO=3	
	(and so on)	ASO	
2	R/S	↑Y	
25	R/S	1	
28	R/S	↑X	
30	R/S	1	
35	R/S	↑Y	
100	R/S	1	
198	R/S	↑Y	
	R/S	SDEV X=11.01	
	R/S	SDEV Y=6.16	
		LAMBDA=3.19	
		Sx.y=196105	
		Sx.x=213980	
		Sy.y=180474	
		R=0.9979	
		T=43.758 DF=8	
		MEAN x=189.7	
		MEAN y=172.5	
		N=10	
		Y/X=0.909	
		Sy.x ² =94.1	
		Sy.x=9.7	
		aG=0.919±0.021	
		bG=-1.933±5.023	
		a=0.916±0.021	
		b=-1.403±5.023	
		Sx EXP=12.760	
		Sy EXP=1.999	
		Fx=1.3435	(Df= 10 - 2, 2 - 1) = (8,1)
		Fy=0.1053	If you want to perform 1/X; USER OFF, 1/X, X<>Y, 1/X
	B	SDEV x?	
10	R/S	SDEV y?	
1	R/S	LAMBDA=100.00	
		Sy.x ² =94.2	The results not written down here are the same.
		aG=0.920±0.021	
		bG=-2.121±5.027	
		Sx EXP=71.435	
		Sy EXP=0.845	
		Fx=510.2897	
		Fy=7.1435	(Df= (10 - 2, 10 - 1) = (8,9)
Here samples are tested in method x and y. The standard deviation in method x is 10, in y 1.			

USER INSTRUCTIONS I

PROGRAMMABLAUF I INSTRUCTIONS D'EMPLOI I NORME OPERATIVE I

Step Schritt Pas Passo	Instructions Operation Instructions Istruzioni	Variables Dateneingabe Données Dati	Function(s) Taste(n) Touche(s) Tasti	Result Resultat Résultat Risultato
	If you want to make corrections Than there are two possibilities			
			A	LAST↑=1
1)	If you are in the x or y modus, which means that you are still entering x or y values, you can enter 1. You have to start again with the data of the x or y multi- phorous group.	1	R/S	↑X or ↑Y
		1	R/S	1.0000
		9	R/S	2.0000
	If you want to delete say a (wrong) y-value and ↑X already appeared in the display, than use the other correction procedure.	1	A	LAST↑=1
		1	R/S	↑Y or ↑X
		1	R/S	1.0000
		3	R/S	2.0000
		a.s.o.		
2)	If you detect your mistake later or if you want to delete a group of data		A	LAST↑=1
			R/S	↑FALSE↑ ↑Y
		Enter the X and Y values to delete starting with the y values		
	If you want to add data:		C	↑Y ↑X
		Add the new data		

PROGRAM LISTING

PROGRAMMAUFLISTUNG
LISTAGE DU PROGRAMME
LISTATO DI PROGRAMMA

Line Zeile Ligne Linea	Keystrokes Tastenfolge Touches Tasti	Comments Kommentar Commentaires Commenti	Line Zeile Ligne Linea	Key pressed Tastenfolge Touches Tasti	Comments Kommentar Commentaires Commenti
01	Δ LBL GRGR		51	Σ REG 17	
	Σ REG 11			CLΣ	
	CLRG			↑ Y	
	CLST			• CF 22	
05	INPUT?		55	PROMPT	
	AVIEW			• FC? 22	
	MEAN=1			GO TO 36 →	
	AVIEW			Δ LBL 31	
	DUPLO=2			Σ+	
10	AVIEW		60	RCL 23	
	TRIPLO=3			RCL 22	
	AVIEW			X=Y?	
	ASO			GO TO 32 →	
	AVIEW			STOP	
15	STOP		65	GO TO 31 →	
	STO 23			Δ LBL 32	
	Δ LBL C			MEAN	
	GO TO 30 →			• FC? 01	
	Δ LBL 01			STO 24	
20	RCL 16		70	• FS? 01	
	1			STO 26	
	+			SDEV	
	CLA			X↑2	
	FIX 0			• FS? 02	
25	ARCL X		75	GO TO 61 →	
	↑ Y ↑ X			• FC? 01	
	• CF 22			ST+ 25	
	PROMPT			• FS? 01	
	FIX 2			ST+27	
30	• FC? 22		80	• FS?C 01	
	GO TO 11 →			GO TO 35 →	
	STOP			Δ LBL 33	
	• FC? 02			CLΣ	
	Σ+			• SF 01	
35	• FS?C 02		85	↑ X	
	Σ-			PROMPT	
	GO TO 01 →			GO TO 31 →	
	Δ LBL A			Δ LBL 35	
	CLST			Σ REG 11	
40	LAST? =1		90	RCL 24	
	PROMPT			RCL 26	
	X=Y?			Σ+	
	GO TO 60 →			GO TO 30 →	
	• FS? 01			Δ LBL 60	
45	GO TO 33 →		95	↑ FALSE ↑	
	Δ LBL 30			AVIEW	
	RCL 23			• CF 01	
	1			• SF 02	
	X=Y?			GO TO 30 →	
50	GO TO 01 →		100	Δ LBL 61	

PROGRAM LISTING

PROGRAMMAUFLISTUNG
LISTAGE DU PROGRAMME
LISTATO DI PROGRAMMA

Line Zeile Ligne Linea	Keystrokes Tastensequenz Touches Tasti	Comments Kommentar Commentaires Commenti	Line Zeile Ligne Linea	Key pressed Tastensequenz Touches Tasti	Comments Kommentar Commentaires Commenti
01	• FC? 01		51	X↑2	
	ST- 25			STO 25	
	• FS? 01			/	
	ST- 27			STO 01	
05	• FC? 01		55	GO TO 37 →	
	GO TO 33 →			Δ LBL 40	
	Δ LBL 63			• CF 09	
	RCL 24			RCL 15	
	RCL 26			RCL 11	
10	Δ LBL 62		60	RCL 13	
	Σ REG 11			*	
	Σ-			RCL 16	
	• CF 01			/	
	• CF 02			-	
15	GO TO 30 →		65	STO 02	
	Δ LBL 36			FIX 0	
	Σ REG 11			Sx.y=	
	RCL 27			ARCL 02	
	RCL 16			PROMPT	
20	/		70	RCL 12	
	SQRT			RCL 11	
	FIX 2			X↑2	
	SDEV X=			RCL 16	
	ARCL X			/	
25	PROMPT		75	-	
	RCL 25			STO 03	
	RCL 16			Sx.x=	
	/			ARCL 03	
	SQRT			PROMPT	
30	SDEV Y=		80	RCL 14	
	ARCL X			RCL 13	
	PROMPT			X↑2	
	RCL 27			RCL 16	
	RCL 25			/	
35	/		85	-	
	STO 01			STO 04	
	Δ LBL 37			Sy.y=	
	LAMBDA=			ARCL 04	
	FIX 2			PROMPT	
40	ARCL 01		90	RCL 02	
	PROMPT			RCL 03	
	GO TO 40 →			RCL 04	
	Δ LBL 11			*	
	LBL B			SQRT	
45	SDEV X=?		95	/	
	PROMPT			R=	
	X↑2			FIX 4	
	STO 27			ARCL X	
	SDEV Y =?			PROMPT	
50	PROMPT		200	STO Y	

PROGRAM LISTING

PROGRAMMAUFLISTUNG LISTAGE DU PROGRAMME LISTATO DI PROGRAMMA

Line Zeile Ligne Linea	Keystrokes Tastenfolge Touches Tasti	Comments Kommentar Commentaires Commenti	Line Zeile Ligne Linea	Key pressed Tastenfolge Touches Tasti	Comments Kommentar Commentaires Commenti
2 ⁽¹⁾	RCL 16		51	RCL 02	
	2			X ¹ /2	
	-			*	
	SQRT			+	
05	*		55	SQRT	
	X \leftrightarrow Y			RCL 04	
	X ¹ /2			RCL 01	
	CHS			x	
	1			RCL 03	
10	+		60	-	
	SQRT			+	
	/			RCL 01	
	ABS			2	
	FIX 3			x	
15	T=		65	RCL 02	
	ARCL X			*	
	FIX 0			/	
	RCL 16			STO 05	
	2			MEAN	
20	-		70	RCL 05	
	┌ DF=			*	
	ARCL X			CHS	
	PROMPT			+	
	FIX 1			STO 06	
25	RCL 11		75	FIX 2	
	RCL 16			RCL 15	
	/			RCL 16	
	MEAN X=			*	
	ARCL X			RCL 11	
30	PROMPT		80	RCL 13	
	RCL 13			*	
	RCL 16			-	
	/			RCL 03	
	MEAN Y=			RCL 16	
35	ARCL X		85	*	
	PROMPT			/	
	N=			STO 07	
	FIX 0			MEAN	
	ARCL 16			RCL 07	
40	PROMPT		90	*	
	FIX 3			CHS	
	RCL 03			+	
	RCL 04			STO 08	
	RCL 01			RCL 13	
45	*		95	RCL 11	
	-			/	
	X ¹ /2			Y/X=	
	RCL 01			FIX 3	
	4			ARCL X	
50	*		3 ⁽¹⁾	PROMPT	

PROGRAM LISTING

PROGRAMMAUFLISTUNG
LISTAGE DU PROGRAMME
LISTATO DI PROGRAMMA

Line Zeile Ligne Linea	Keystrokes Tastensequenz Touches Tasti	Comments Kommentar Commentaires Commenti	Line Zeile Ligne Linea	Key pressed Tastensequenz Touches Tasti	Comments Kommentar Commentaires Commenti
3 01	RCL 04			X<>Y	
	RCL 05		350	/	
	2			1	
	*			+	
05	RCL 02			RCL 09	
	*			RCL 16	
	-		355	/	
	RCL 05			*	
	X↑2			SQRT	
10	RCL 03			• FS? 09	
	*			b=	
	+		360	• FC? 09	
	RCL 16			bG=	
	2			• FS? 09	
15	-			ARCL 08	
	/			• FC? 09	
	STO 09		365	ARCL 06	
	FIX 1			r±	
	Sy.x↑2=			ARCL X	
20	ARCL 09			PROMPT	
	PROMPT			• FS?C 09	
	SQRT		370	GO TO 43 →	
	Sy.x=			• SF 09	
	ARCL X			a=	
25	PROMPT			ARCL 07	
	△ LBL 41			GO TO 41 →	
	FIX 3		375	△ LBL 43	
	RCL 09			RCL 01	
	RCL 03			RCL 05	
				X↑2	
				1	
330	STO Z		380	+	
	/			/	
	SQRT			RCL 09	
	• FS? 09			x	
	GO TO 42 →			STO 10	
335	aG=		385	SQRT	
	ARCL 05			Sx EXP=	
	△ LBL 42			ARCL X	
	r±			PROMPT	
	ARCL X			RCL 01	
350	PROMPT		390	/	
	RCL Y			STO 00	
	FIX 3			SQRT	
	RCL 11			Sy EXP=	
	RCL 16			ARCL X	
355	/		395	PROMPT	
	X↑2			RCL 10	
	RCL 16			RCL 27	
	*			RCL 16	

PROGRAM LISTING

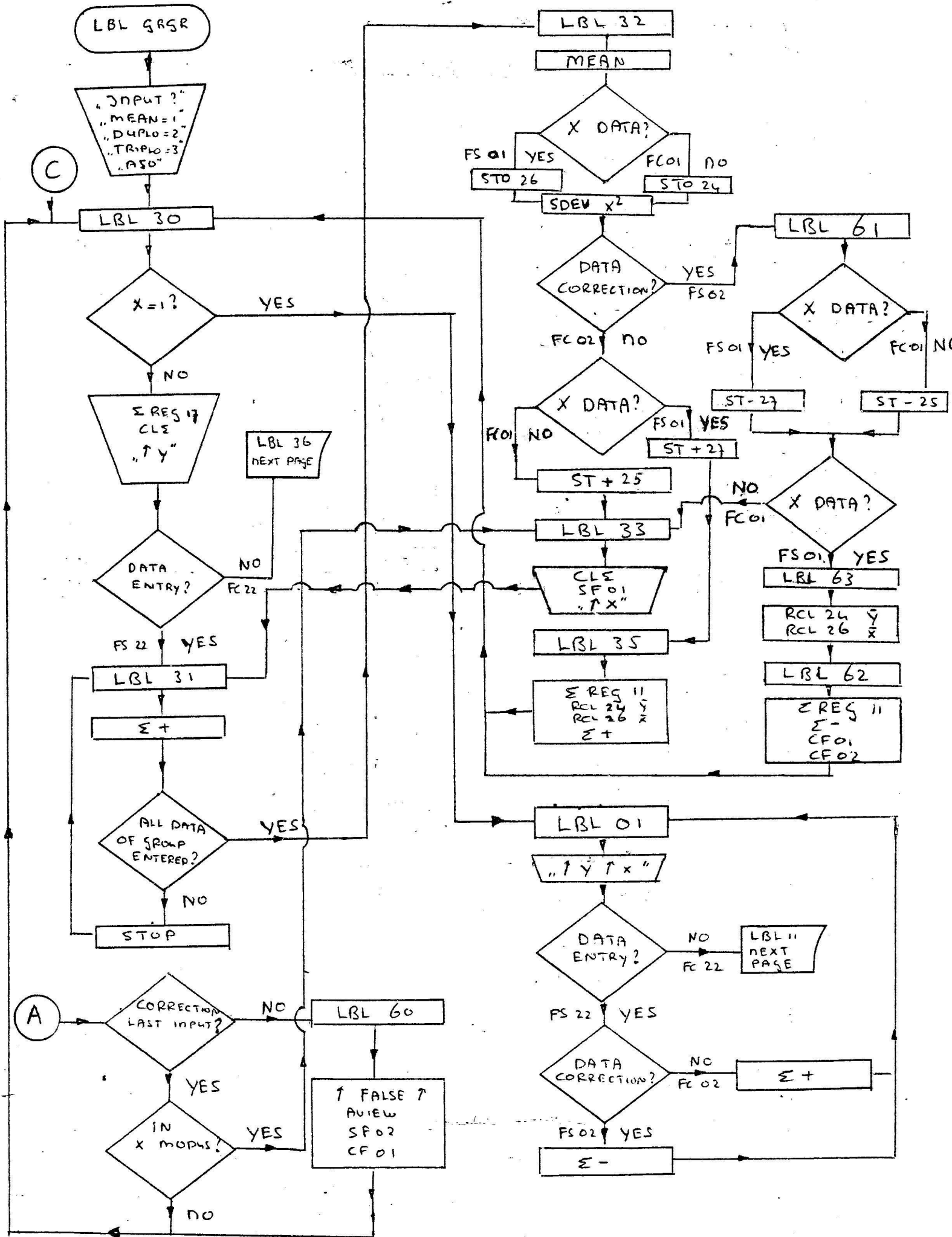
PROGRAMMAUFLISTUNG
LISTAGE DU PROGRAMME
LISTATO DI PROGRAMMA

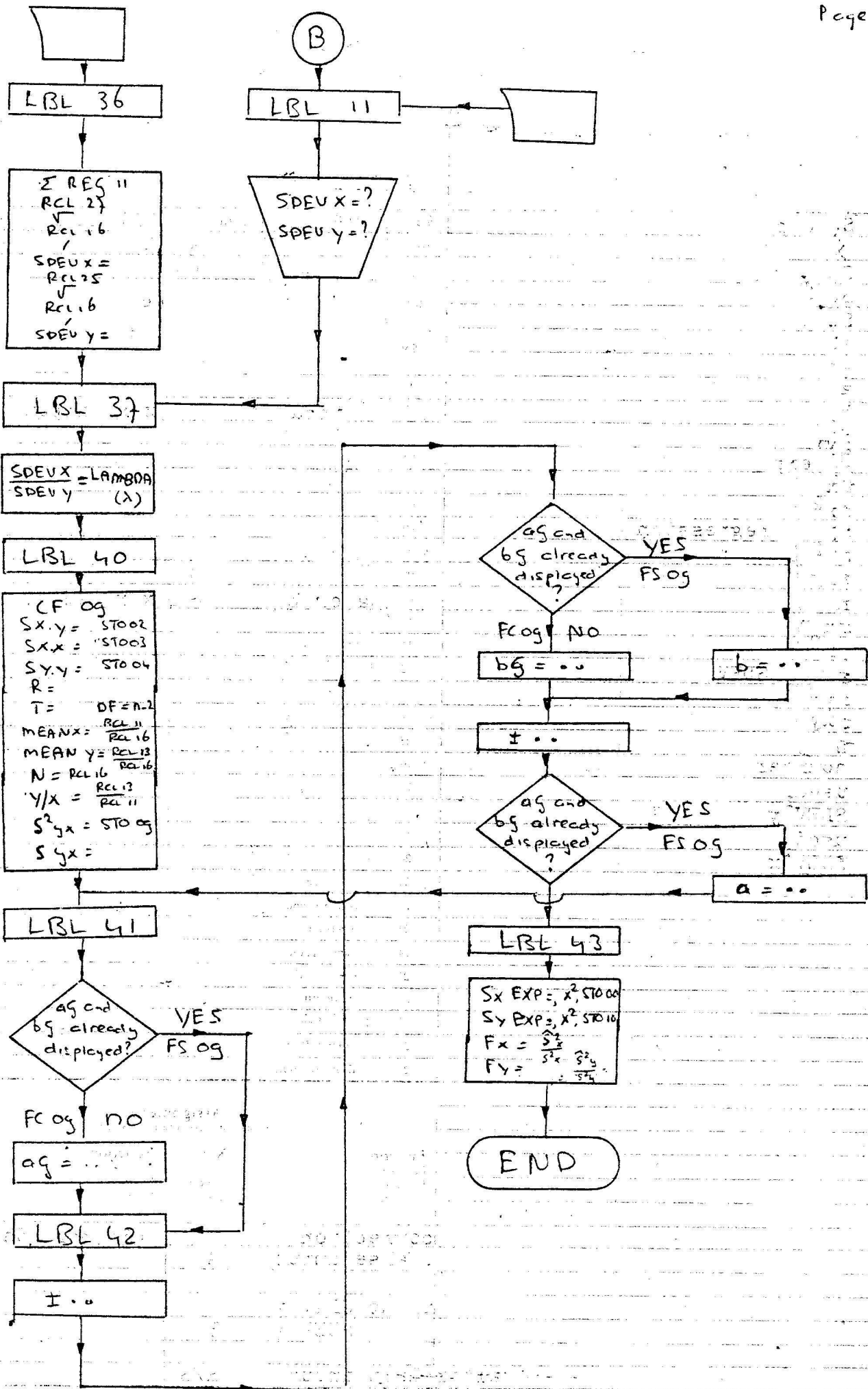
Line Zeile Ligne Linea	Keystrokes Tastensequenz Touches Tasti	Comments Kommentar Commentaires Commenti	Line Zeile Ligne Linea	Key pressed Tastensequenz Touches Tasti	Comments Kommentar Commentaires Commenti
	4		51		
400	/				
402	FIX 4				
	Fx=				
	ARCL X		55		
	PROMPT				
405	RCL 00				
	RCL 25				
	RCL 46				
	46		60		
407	/				
410	Fy=				
	ARCL X				
	PROMPT				
409	END		65		
20			70		
25			75		
30			80		
35			85		
40			90		
45			95		
50			00		

Please use paper glue to attach listings. Adhesive tape may affect print!
Bitte Listings mit Papierleim einkleben. Klebefilme können Druck bleichen!

S.V.P. utilisez de la colle à papier pour fixer les listings. Les rubans adhésifs peuvent altérer l'impression!
Per favore usare la colla per fissare i listati. Il nastro adesivo può alterare lo stampato!

FLOWCHART






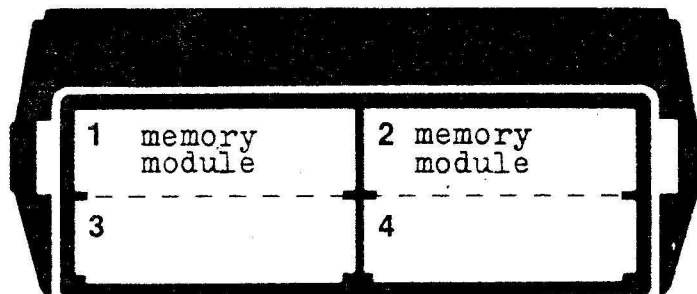
REGISTERS, STATUS, FLAGS
REGISTERBELEGUNG, FLAGS, BETRIEBSARTEN
REGISTRES, INDICATEURS, MODES OPÉRATOIRES
REGISTRI, MODI OPERATIVI, FLAGS

Registers Datenspeicher / Registres de données / Registri				Status Betriebsart / Modes opératoires / Modi operativi				
00	$\sum y \exp$	50		Size <u>028</u>	Total Reg. <u>111</u>	User Mode		
	λ			Eng <input type="checkbox"/>	Fix <input checked="" type="checkbox"/>	Sci <input type="checkbox"/>	On <input checked="" type="checkbox"/>	
	$S_{x.y}$			Deg <input type="checkbox"/>	Rad <input type="checkbox"/>	Grad <input type="checkbox"/>	Off <input type="checkbox"/>	
	$S_{x.x}$			Purpose Bedeutung Signification Scopo				
	$S_{y.y}$							Flags SET CLEAR
05	aG	55		00				
	bG			01	input x	x x	input y	
	a			02				
	b			03				
	S_{yx}			04				
10	$S_x \exp$	60		05				
	$\sum x$			06				
	$\sum x^2$		} regression	07				
	$\sum y$			08				
	$\sum y^2$			09	a or b	x x	aG or bG	
15	$\sum xy$	65		10				
	n			11	Audio execute			
	$\sum x$		} SDEV	12				
	$\sum x^2$			13				
	$\sum y$			14				
20	$\sum y^2$	70		15				
	$\sum xy$			16				
	n			17				
	counter			18				
	used ₂			19				
25	SDEV ₂ y	75		20				
	used			21	Printer Enable			
	SDEV ₂ x			22	Number Input	used		
				23	Alpha Input			
30		80		24	Range Ignore			
				25	Error Ignore			
				26	Audio Enable			
				27	User Mode			
35		85		28	Decimal Point			
				29	Digit Grouping			
				Assignments Tastenbelegung / Assignations / Assegnamenti				
				Function Funktion Fonction Funzione	Key Taste Touche Tasto	Function Funktion Fonction Funzione	Key Taste Touche Tasto	
40		90		correction		Add more data	C	
				false input	A			
45		95		input SDEV x				
				SDEV y	B			
				after last input	R/S			
		99						


SYSTEM CONFIGURATION CONFIGURAZIONE DEL SISTEMA



Assignments
Belegungen
Assignations
Assegnamenti



Configuration
Belegung
Configuration
Configurazione



Magnetic card
Magnetkarte
Carte magnétique
Scheda magnetica